



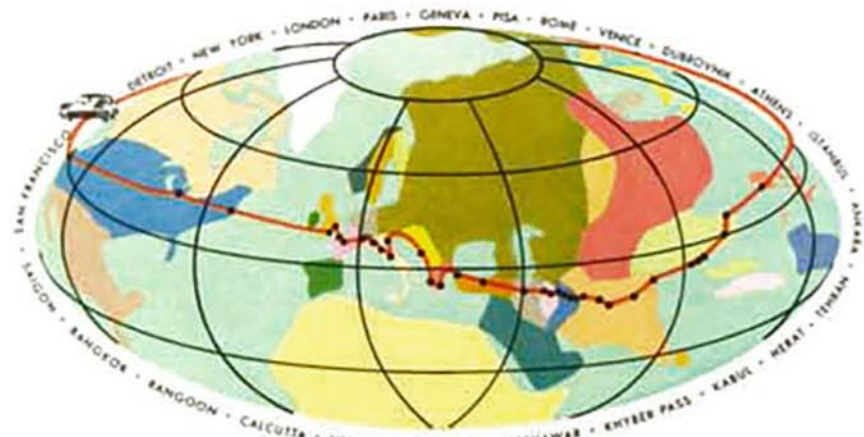
There's nothing newer in the world!

# 58 FORD STATION WAGONS

Proved and  
approved around  
the world



# NEWEST OF THE NEW WAGONS



## THE WORLD'S ITS TEST TRACK

Through the hottest and coldest of temperatures . . .  
through the wettest and driest of climates . . .  
over mother nature's worst torture terrain, the '58 Ford  
is the first car in history to make a round-the-world  
"shakedown cruise" before its announcement.

The same Ford beauty, brawn, power and economy that was proved and approved in a whirlwind trip around the world is yours in every 1958 Ford Station Wagon.

Ford's six "spaceships" for '58 are the newest double-duty dandies under any sun. They all sport a daringly different Sculptured Look from the new Slipstream Roof down.

And they GO like no other Ford wagons have ever gone . . . thanks to their wholly new Interceptor V-8 engines. These V-8 go-getters are the most powerful, most efficient powerhouses in Ford's 25 years of V-8 leadership . . . thanks to new Precision Fuel Induction. What's more, you'll get up to 15% more miles per gallon with new Cruise-O-Matic Drive teamed with a new Interceptor V-8! A gas-saving rear axle ratio provides "built-in" overdrive economy!

Big riding news, too! Besides softer-acting standard and heavy-duty optional spring suspensions for '58, Ford also offers Ford-Aire Suspension. You actually float on four "pillows" of air that ride you smooth and level, regardless of load or road conditions. It's like riding on a cloud! You'll discover a world of difference with Ford's new Magic-Circle Steering, also. It's the next best thing to power steering . . . makes handling and parking a breeze.

There's nothing newer in the world than these beauties . . . yet they're priced Ford low. No wonder Fords are the world's best-selling station wagons . . . year after year after year.



9 Passenger Country Squire shown in Raven Black



9 Passenger Country Squire shown in Torch Red

## 9 Passenger COUNTRY SQUIRE


The luxury leader of Ford's wagon line. 4-doors, 9-passengers BIG, the Country Squire features a new Slipstream Roof . . . new all-weather paneling that looks like mahogany, wears like steel . . . new all-vinyl

and woven plastic interiors with bright new color schemes. (They're so easy to love, so easy to clean.) With its single release lever, no gates open more easily. And it's "kid-proof"—can't be opened from inside.




**The all-new Country Sedan  
MAKES ALL THE DIFFERENCE IN THE WORLD**

Here's a spacious business "hauler." Its rugged build will stand up under heavy loading. It has new Interceptor V-8 power for the businessman who wants to go places! It has long, low sculptured styling for the businessman who wants to make a good impression. And it has large loadspace for the businessman who likes to "pile on" the work.



A styling highlight is Ford's new Safety-Twin headlights. This double-beam system gives you stronger, better-placed lighting for all driving.




Graceful swept-back pillars and distinctive triangular vent windows allow front windshield to wrap around fully for better visibility.



**9 Passenger  
COUNTRY SEDAN**

9-Passenger Country Sedan shown in Colonial White and Sun Gold




Nine fit fine into this spacious 4-door beauty. Note how the low silhouette is set off with a new streak-of-gold side trim . . . a new jet-like air scoop on the front hood . . . and a totally new front-end treatment. With the rear seat out, Stow-away seat down and the gate open, there's over 37 square feet of flat floor—room for even the kitchen sink. The drawing at

left shows the lap of luxury you sit in. Elegant new color-keyed interiors feature newly decorated door panels and trim as well as all-vinyl or woven plastic seat fabrics that come clean as a whistle with just a wipe. Stowaway center seat is divided and hinged and features new seat back safety catch. Makes "in and out" rear seat traffic quick and easy.



#### This new Country Sedan WORKS A 16-HOUR DAY

In the A.M., it hauls your furniture, boat, shrubbery . . . or what have you! (Businessmen take note!) In the P.M., it takes 6 big folks to the dance, to the movies, to town . . . in high style! And this year, chores get done quicker than ever . . . thanks to Ford's new Interceptor V-8 with thrifty Precision Fuel Induction.




Above all, is Ford's all-new Slipstream Roof. Eight sculptured-from-steel grooves extend back from the split-level line to the end of the roof. They are there to strengthen, as well as glamorize. Beneath this beauty, are six brawny steel braces . . . for even greater roof rigidity.



© Passenger Country Sedan shown in Colonial White and Silverstone Green

## 6 Passenger COUNTRY SEDAN




Six big folks enter America's favorite wagon through 4 wide-opening doors. Full wrap-around rear window in liftgate adds high note of style as well as better vision. At left, you see Ford's new gracious wagon interior. There's a variety of color-keyed combinations . . . green

or red vinyl—or blue or beige woven plastic. There's nearly 9 feet of level floor space with Stowaway seat tucked away and tailgate down. As in all models, a special catch holds Stowaway seat-back firmly in "up" position. You never had it so safe, so quiet, so comfortable.




### The Del Rio . . . JACK-OF-ALL-TRADES AND QUEEN OF HEARTS

This 2-door "glamour gal" fills anyone's bill. A perfect totter for super-sized families. (Everyone goes!) Suburbanites love the way it pitches in with the family chores. (Like hauling a week's groceries or a month's vacation gear.) And businessmen find its long, low lines and giant-sized cargo area are good for business!



Ford wagons are BIG in little comforts, too. Door locks are placed up front—right at your finger tips—for easier reaching. Stylish triangular vent windows open and close with an easy "push-pull" motion.



Another styling feature is new Safety-Twin taillights: 4 red cones mounted on a bright-metal strip. Inner lights serve as taillights only. Outer lights are taillights, stop lights and turn signals.



Del Rio Ranch Wagon shown in Colonial White and Torch Red

## DEL RIO RANCH WAGON

It's mighty easy for folks to enter this 6-passenger dreamboat. Door checks hold the doors open either part way or all the way, as you choose. Like all Ford wagons, the windshield pillars sweep back . . . a styling note that once graced only the most expensive cars. There's 78 cubic feet of cargo space. Room for a small army

. . . or a small navy! New interior colors and patterns match exterior styling to a "T." Rough-and-tough floor covering is scuff-proof and youngster-proof. Seats are foam-rubber padded. Front seat adjusts to 11 positions. Choose the standard 2-way or the new optional manual 4-way Posture Control for even greater comfort.






**MIX BUSINESS WITH PLEASURE . . .  
at Low Ranch Wagon Prices**


With longer load support space than in most commercial half-ton panel trucks, you can really give this beauty the business . . . while you take it easy!

New Ford-Aire Suspension\* always rides you smooth and level. And because Ford features the *most* sound conditioning in its field, about all you hear in this "spaceship" is your heart.

\*Optional at extra cost.



All Ford door handles are double-anchored for extra safety and strength. They are styled to provide a really effective rain shield over the easy-acting push button which is finger-contoured and features an internal weather seal.



High-style latch release features an elegant, colored Ford crest. For your convenience, it's located belt high at the top center of the tailgate. Just tuck your fingers under the latch, give an easy pull and both tailgate and liftgate spring open.



Ranch Wagon shown in Silverstone Blue and Colonial White.

## RANCH WAGON and FORDOR RANCH WAGON

Especially popular this year will be the economy-priced Ranch Wagon Series, which for the first time offers you a 4-door model as well as the 2-door (above). On both models a wide wrap-around liftgate keeps rear posts to the sides for greater visibility. The side chrome trim is lower on the body for beauty's sake.

And when you hear the low, low price of these double-duty dandies, chances are you'll want one as a *second* car. For '58, passengers in Stowaway seat enjoy more leg and knee room than ever. And you get scientifically contoured seats over non-sag springs, too. Ford gives you a lap-of-luxury feel on even longest trips!





With king-size cargo space like this (up to 78 cu. ft.), Ford wagons are built for busy families or busy businessmen.

Ford's cargo areas feature a long-wearing ribbed vinyl floor that is as tough and durable as they come.




Extra large Stowaway and rear seats in 9-passenger models are just what you need when the whole gang comes along.



When you slip out the rear seat (with no effort), there's room for a load of cargo and six big folks.



Stowaway seat tucks under easily to make room for a giant haul. There's still room for three folks up front.

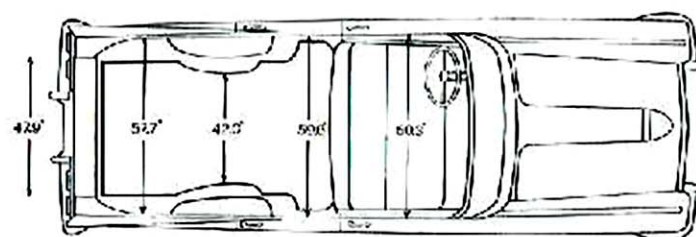


With Stowaway seat up, 6-passenger models feature plenty of "living room" for the whole family.



Simply fold the Stowaway seat down (easy as pie) and you've got yourself a "roommate" for busy living.

**The 58 Ford makes BIG a low-price word. For payloads or playloads, nothing measures up to America's favorite wagon . . . Ford!**



## SOME FACTS YOU OUGHT TO KNOW

**Exteriors and Interiors:** Gleaming, durable baked-on body enamel in exciting new colors are available in 10 Single Color or 11 stunning, new Style Tone combinations. Interiors are beautifully upholstered with long-lasting, leather-grain vinyl or woven plastic in colors to harmonize with exteriors. Floor covering is practical Soft-Tred carpet-textured black rubber up front, and long-wearing, colored ribbed vinyl in the loadspaces. See the complete array of colors and fabrics at your Ford Dealer's.

**Engines:** 145-hp Mileage Maker Six—223-cu. in. displacement; 3.62" bore x 3.60" stroke; 8.5 to 1 compression ratio; regular fuel; manual choke. *New 240-hp Interceptor 332 V-8 (optional)*—332-cu. in. displacement; 4.00" bore x 3.30" stroke; 9.5 to 1 compression ratio; regular fuel. Low-silhouette 4-venturi carburetor; automatic choke, Y-type single exhaust. *New 265-hp Interceptor 332 Special V-8 (optional)*—332-cu. in. displacement; 4.00" bore x 3.30" stroke; 9.5 to 1 compression ratio; regular fuel. Low-silhouette 4-venturi carburetor; automatic choke, Y-type single exhaust. *New 300-hp Interceptor 352 Special V-8 (optional)*—352-cu. in. displacement; 4.00" bore x 3.50" stroke; 10.2 to 1 compression ratio; premium fuel. Low-silhouette 4-venturi carburetor; automatic choke, dual exhausts.

**Engine Features:** For greater economy and longer life, all Ford engines have Short Stroke, low-friction design, with deep-block construction; intake and exhaust valves are free-turning, overhead type; Super-Filter air cleaner has reusable paper element; lubrication is full-pressure type with Full-Flow disposable-type oil filter; 12-volt electrical system gives better starting ability; new turbo-action 18-mm spark plugs are designed to provide increased gas mileage; V-8 engines are electronically balanced while operating under own power, to provide optimum smoothness. All Interceptor V-8's feature Precision Fuel Induction for superior performance and economy.

**Automatic Transmissions:** *Fordomatic Drive*—features smooth-acting torque converter combined with automatic gear train. Three forward gears, one reverse. Water-cooled with V-8's air-cooled with Six. *Cruise-O-Matic Drive*—a brand-new automatic transmission with all the advantages of Fordomatic *Plus* an additional Drive selection which permits low-gear starts in "D1" range for full-power getaways and intermediate-gear starts in "D2" range for sure-footed acceleration, coupled with a fast rear axle ratio (2.69 to 1) for fuel economy. With Special V-8's only.

**Suspension:** Angle-Poised 4-Way, Ball-Joint Front Suspension has new, threaded, permanently lubricated bushings in upper control arm for softer, easier ride. Even-Kee Rear Springs provide softer-action variable-rate suspension with tension-type shackles and wind-up control rubber dampers over springs. **Ford-Aire Suspension**, optional with V-8's and automatic transmissions, provides the utmost in smooth, soft-riding characteristics regardless of load or road conditions. Engine-driven compressor furnishes air to reservoir tank which feeds to individual nylon-rubber "pillows" at each wheel. Automatic leveling valves regulate air pressure to maintain constant car height regardless of load conditions.

**Rear Axles:** Husky, low-slung hypoid, semi-floating, with special Deep-Offset straddle-mounted pinion, permits lower car level without sacrifice of inside room. **Torque-Tailored Ratios** (w/ 1): *Conventional Drive or Overdrive*—3.89 with Six, 3.70 with 332 V-8 or 352 Special V-8. *Fordomatic Drive*—3.56 with Six, 3.40 with 332 V-8, 2.91 with 352 Special V-8. *Cruise-O-Matic Drive*—2.69 with Special V-8's.

**Steering:** New Magic-Circle recirculating-ball type steering gear provides less friction, easier steering. 27 to 1 over-all steering ratio. Approximately 40-in. turning diameter.

**Brakes:** Giant-Grip, Double-Sealed self-energizing hydraulic brakes have suspended pedal, dash-mounted master cylinder. Drum diameter is 11". Lining area is 191 sq. in.


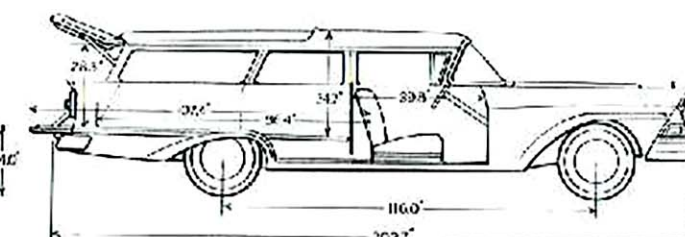
**Tires:** 4-ply black tubeless on 5½" safety-type rims; 7.50 x 14 on all except 9-passenger models which have 8.00 x 14.

**Dimensions:** 116" wheelbase; 202.7" over-all length. Height (maximum with design load) 58 7/8" for 6-pass. models, 59 9/8" for 9-pass. models.

**Other Available Equipment:** Lifeguard padded instrument panel and cushioned sun visors, Ford seat belts. Manually-operated 4-way front seat. 4-Way Power Seat, Swift Sure Power Brakes, Master-Guide Power Steering, Power-Lift Windows, 1 Rest tinted safety glass. Overdrive, Fordomatic, Cruise-O-Matic, Air Conditioners: Select-Aire (V-8's only) or Polar-Aire (including tinted glass). Whitewall tires. Fuel-vacuum pump for positive-action windshield wipers.

**Prices:** All Power Assists and Accessories as well as some of the items illustrated or referred to in this catalog are at extra cost. For the price of the model with the equipment you desire, see your Ford Dealer.

Comparative information in this catalog was obtained from authoritative sources, but is not guaranteed. The specifications contained herein were in effect at the time this catalog was approved for printing. Ford Division of Ford Motor Company reserves the right to discontinue models at any time, or change specifications in design, without notice and without incurring obligation.



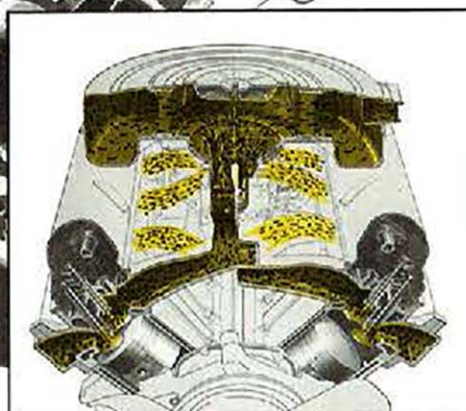
All-new 300-hp Interceptor 352 Special V-8 engine with 4-barrel carburetor is the finest ever produced by Ford, world's most experienced builders of V-8 engines. It delivers its maximum useful thrust at normal everyday driving speeds . . . runs smoother, more silently and with greater economy than any engine in its class.

## IT'S A SMALL WORLD WHEN YOU DRIVE . . .


### Ford's Totally New Interceptor V-8 Engine with Precision Fuel Induction

New Precision Fuel Induction makes the difference . . . more power on less gasoline. The engine heads are solidly joined by a rugged, one-piece manifold. The intake manifold expresses fuel-air mixture from the carburetor *directly* to the cylinder heads. No old-fashioned, inefficient zig-zag routes. Result: a more rigid, smoother, longer-lived engine . . . greater "go" on less gas . . . greater quiet, too—because noise is "sealed in." Combustion chambers are new, also! They've been machine polished to discourage carbon deposits. Even the water that cools these powerhouses travels a new route . . . closer to the hot spots. That's why they warm up faster, cool quicker.

With such efficient design, such red-hot power, it's no wonder Ford's Interceptor V-8 conquered the whole ride world . . . including mile-melting victories over the Swiss Alps, the Khyber Pass, tough Thailand roads.



All-new 265-hp Interceptor 332 Special V-8 with 4-barrel carburetor delivers premium performance from regular gasoline. From its rigid, deep block to its rim-bolted valve rocker covers, every feature contributes to smoother, quieter operation and longer engine life.



All-new 240-hp Interceptor 332 V-8 with 2-barrel carburetor is the standard V-8. A brilliant member of the new Interceptor family, it raises standards of engine efficiency and economy to a new level. Short-stroke design and precision fit of all moving parts increases engine life.

### 4 GREAT ENGINES—4 TERRIFIC TRANSMISSIONS

ENGINE	TRANSMISSION
145-hp Mileage Maker Six	3-speed, Overdrive or Fordomatic
240-hp Interceptor 332 V-8	3-speed, Overdrive or Fordomatic
265-hp Interceptor 332 Special V-8	Cruise-O-Matic
300-hp Interceptor 352 Special V-8	3-speed, Overdrive, Fordomatic or Cruise-O-Matic



#### CRUISE-O-MATIC

The newest in automatics . . . with two separate driving ranges. New "D1" range for full-power getaways . . . "D2" for gentle, sure-footed acceleration.



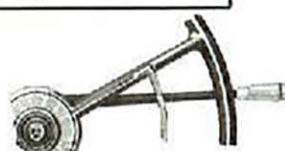
#### FORDOMATIC

Features smoother-than-ever shifting from direct to intermediate or into reverse. Three forward gears let you start normally or extra fast.




#### OVERDRIVE

A real engine saver! Automatic 4th gear lets your engine loaf at 35 mph while you actually do 50 mph. Saves up to 15% on gas bills, too!



#### CONVENTIONAL DRIVE


Gives you the easiest manual shifting there is! Gear ratios are tailored to each engine for top performance and the utmost in economy.



Ford's 145-hp Mileage Maker Six is the most powerful, most modern "six" in America today. It delivered more actual miles per gallon than any engine in the latest Mobilgas Economy Run.



*The Khyber Pass—Ford power flattened this baby the same way it flattened the Alps.*



All window areas are designed for full-circle visibility

6 all-steel roof braces are solidly attached to roof rails on both sides

Front pillars sweep back for wide-angle vision through wrap-around Full-View windshield

High-level body ventilation system employs lowered inlets on cowl top for cleaner, fresher air

Silent-grip body mounts join body and frame... soak up shock and noise

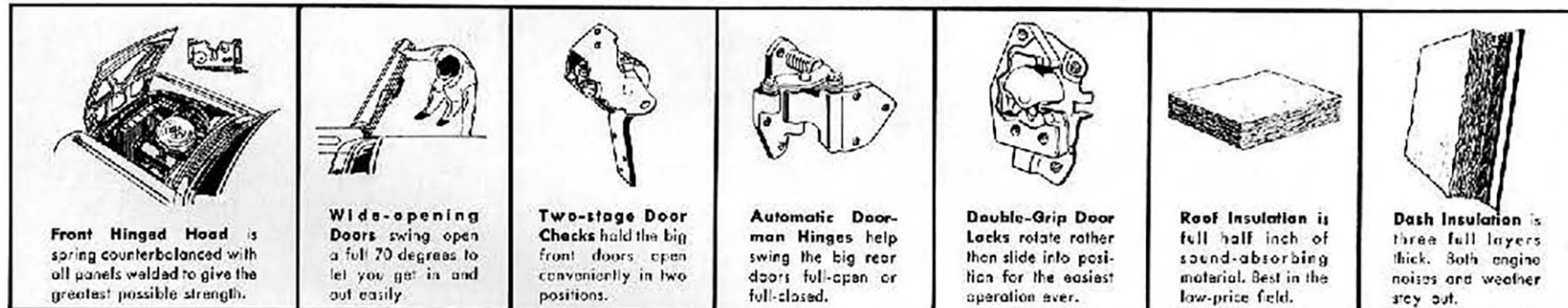
Double-ribbed floor pan has 5 sturdy cross members welded to bottom surface

Special safety seat anchorage locks front seat directly to frame

Foam-rubber padded seats are scientifically contoured over non-sag springs

Cowl upper and side panels, front door pillars and dash panel are integrated into a strong, rigid unit

## THESE BUSY BODIES ARE REALLY BUILT



**Front Hinged Hood** is spring counterbalanced with all panels welded to give the greatest possible strength.

**Wide-opening Doors** swing open a full 70 degrees to let you get in and out easily.

**Two-stage Door Checks** hold the big front doors open conveniently in two positions.

**Automatic Door-man Hinges** help swing the big rear doors full-open or full-closed.

**Double-Grip Door Locks** rotate rather than slide into position for the easiest operation ever.

**Roof Insulation** is full half inch of sound-absorbing material. Best in the low-price field.

**Dash Insulation** is three full layers thick. Both engine noises and weather stay out.




**You never had it so easy!** When you open this tailgate you get a "built-in" assist in swinging the liftgate upward—*automatically!*



**You never had it so big!** With liftgate up and tailgate down, you get longer load support space than in many panel trucks.

**New sliding arm braces** and C-type hinges with concealed assist springs work automatically; give you a "lift" with the liftgate!



**Rugged, hinged support arms** at sides have high strength to hold the tailgate firmly in wide-open position.



*Ford's got a lot in common with the Parthenon—beautifully designed and built to last—Athens, Greece*



## HERE'S RUGGED PHYSICAL STAMINA!

Ford's '58 chassis is the huskiest and safest ever designed by Ford—the car that pioneered Lifeguard Design. Notice how the frame bows *out* so that it "contains" the body. And this rugged chassis gives you a *softer* ride because Ford engineers have improved and softened Ford's famous 4-way ball-joint front sus-

pension—as well as the variable-rate rear springs. Bumps are "smoothed out" before they reach you!

Ford brakes are husky, king-size and double-scaled. They feature Ford's fixed-anchor design that requires only a single, simple adjustment. For ruggedness, for safety you just can't beat the '58 Ford!

## You'll steer as easy as pointing with Ford's New Magic-Circle Steering



What a pleasure to take the wheel of a '58 Ford. It turns on ball bearings instead of the standard worm gear for far less friction. You not only get easier turning, but far smoother all-over handling, too. It's the next best thing to power steering! And Ford's Master-Guide power steering which reduces steering effort up to 75% has been further improved to make your parking even *more* effortless... yet you retain the "feel" of the wheel under all conditions.



## Ford's new Safety-Twin Headlights give even the night a new look!



**DRIVING**  
In high beam, all four lights are lit... with inner lights providing highest intensity.

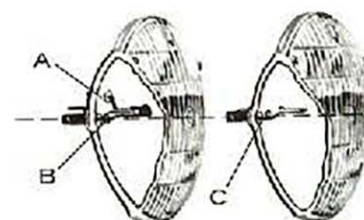


**PASSING**  
You get low or passing beam from outer headlights. Inner lights are off when passing.

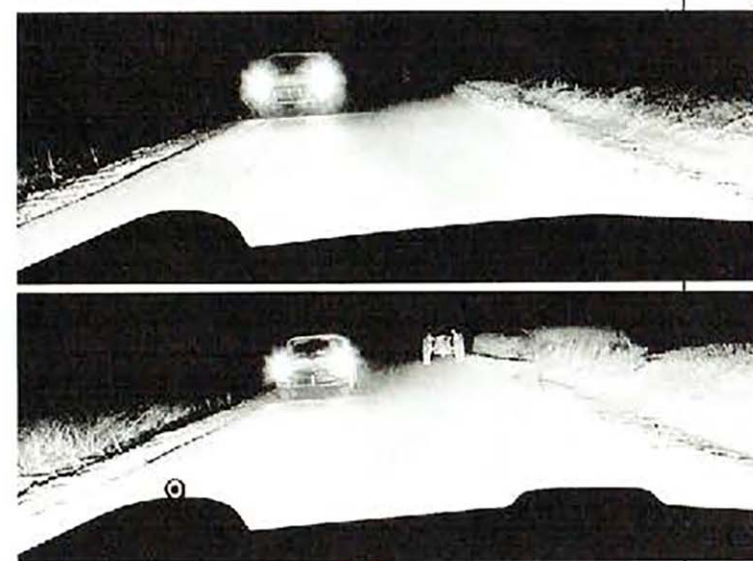
**You can see the difference.** With old passing beam (top photo), you see no danger ahead at this critical distance. With the new twin headlighting (bottom), your lower beam lights a tractor in your path.

For the finest lighting under all driving conditions, you actually need *two* separate sets of headlights—one best for passing, one best for driving.

With Ford's new Safety-Twin Headlighting system you have such specialization. The result is a 25% wattage increase in low beam... a 50% increase in the upper beam.



**A.** Filaments for low beam are ideally located at focal center of reflector in outer light. **B.** Outer lights have off-center filaments to help driving beam. **C.** Inner lights supply most of driving light with filaments ideally located at focal center of reflector.



## THERE'S NOTHING LIKE IT IN THE WHOLE RIDE WORLD

### Ford-Aire Suspension

Having Ford-Aire Suspension is the next best thing to owning a private cloud.

For with revolutionary new Ford-Aire Suspension, you literally ride on air—four molded nylon-rubber cushions of it. These air “springs,” one located at each wheel, soak up pitch and bounce . . . give road shock the air. And, acting like powerful nylon-rubber “lungs,” they expand and contract to keep the car always on the level *regardless of load!*



#### LOAD


When you open a door, the quick leveling system goes into action to offset the added weight of passengers or load. The

car relevels almost instantly as compressed air flows from main storage tank to the air “springs” at each wheel.



#### HANDLING

On sharp turns, Ford-Aire's air stabilizer in the rear suspension gauges the air flow to both sides, thus helping the car to take curves with almost no swing or sway. It's what the engineers call “flat cornering.”




*Now you can literally ride on air . . . and what a world of difference it makes!*

#### RIDE

Ford-Aire Suspension soaks up road shocks before they reach you (see actual test photo above). You get the restful, luxurious comfort once associated only with the heaviest, costliest cars. You get the same, smooth, air-soft ride driving by yourself on a bumpy road


or cruising down an expressway with all passengers aboard. This is possible because the automatic slow leveling system compensates for changes in load and ride conditions while the car is in motion! Whether loaded heavy or light, it's like riding on a cloud!



### AIR CONDITIONING

**PolarAire Conditioner** gives you summertime comfort no matter how high the temperature outside . . . and at surprisingly low cost. Two handy control knobs provide easy operational control. Air-flow direction is controlled by six different air outlets. Price includes sun-filtering tinted glass throughout. You'll never know how pleasant summer can be until you own this economical unit!

**SelectAire Conditioner** (controls illustrated at left) gives both cooling and heating in one system.



### POWER ASSISTS



**Swift Sure Power Brakes**, with suspended design, are the brakes you love to touch. Safe stops take up to one-third less effort. Even traffic's a treat! It's just a touch of your toe and “whoa”!



**Automatic Drive.** Choose either Ford's brilliant new Cruise-O-Matic Drive with its low or intermediate gear starts and “built-in” overdrive economy, or improved Fordomatic Drive with smoother than ever shifting from direct to intermediate.




**4-Way Power Seat** moves up, down, forward or back . . . with a touch of the button at bottom of seat. You get just the right leg room and height for easier, safer driving.



**Master-Guide Power Steering** has been redesigned so that less effort than ever is needed to turn the wheels when car is standing still. Cuts steering effort up to 75%.



**Power-Lift Windows** can be lowered or raised from centrally located buttons on driver's door. For each passenger's convenience, there is a button under each window, too!



**Lifeguard Design**, a Ford exclusive in its field, includes important safety features like (1) Double-Grip door locks that keep doors closed under severe impact, (2) deep-center impact-absorbing steering wheel, (3) shatter-resistant rearview mirror with sure-acting safety swivel. And the “optionals”—(4) new double-anchored, fully cushioned sun visors, (5) super-impact instrument panel padding, (6) body and head- and nylon seat belts—can give your family so much extra protection for so little cost.

## Genuine Ford Accessories for 1958

**Adjust-O-Ring Mirror** gives you a wide range of adjustment. Its clear-view mirror and ring visor provides protection against rain, snow and mud.

**Aquamatic Windshield Washer-Wiper** sprays two jets of water each time you press the foot-pedal. Wipers go into action automatically. Release pedal and wipers automatically stop.

**Front Fender Antenna** is engineered to provide maximum reception with Ford radio receivers, both in the city and on the highway.

**Bolted-On Luggage Rack** is permanently attached to roof. Made of bright-metal, it adds even more storage capacity to your handsome Ford "hauler!"

**Gunsight Front Fender Ornament** is unmistakably different. It symbolizes the ultra-smart styling that has captured the imagination of the whole wide world.

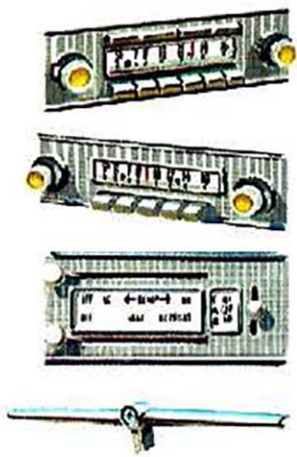
**Fashion-Ray Wheel Covers** of bright metal add so much to the good appearance of your new Ford. Their brilliance makes the whole car sparkle.

**Rocker Panel Trim** of easy-to-clean stainless steel makes your Ford look even longer and lower. And it protects the lower body edge against stone nicks.

**Fender Shields** will help your '58 Ford to look longer, lower and livelier than ever. Made of steel, they can be painted to match your car's finish.

**Backup Lights** are new round shape and built right into the car. They flood the area behind the car with twin beams of light when car is in reverse.

### OTHER FINE FORD ACCESSORIES AT YOUR FORD DEALER'S



**Signal-Seek Radio** automatically tunes in station in either direction of the dial. Tune button (T) tunes local stations, Country (C) gives broad coverage. \*Transistor-Powered

**Console Range Radio** is transistor-powered for '58, yet is still moderately priced. Automatic push-button tuning gives you a choice of any five pre-selected stations you wish.

**MagicAir System** brings you heating, ventilating and defrosting all in one! Four big nozzles give even heat distribution for effective defrosting.

**Grille Guard** is newly styled and massive in appearance. Besides helping to protect the grille of your new Ford, it adds a fresh styling note, too.



**Self-Regulating Electric Clock** resets itself automatically each time you set it. Clock has illuminated dial; uses current in brief periods for winding.




**PolarAire Conditioner** offers you cool, cool comfort at surprisingly low cost. Its "on-off" cycling feature controls car temperature automatically.



**Full-View Mirror** makes it easy to be sure, be safe. Located outside, it gives you a sharp, clear image and has an off-center ball joint for wide adjustment positioning.



**Visored Full-View Mirror** lets you drive more safely under all kinds of driving conditions. The new rearview mirror has ball joint for wide adjustment.



**Inside Non-Glare Mirror** turns off blinding glare from headlights behind you with a flick of your finger. Just press tab and glare is deflected away.



**Visored Spotlight Mirror** gives night and day convenience. And the hooded feature makes each effective in all weather. Adjusts easily from inside car.

- CAR MATS, CONTOUR, FRONT AND REAR
- CAR MAT, CONTOUR, FRONT ONLY (one piece)
- CIGARETTE LIGHTER (Ranch Wagon)
- EXHAUST DEFLECTORS (bumper mounted)
- FORD SEAT BELTS
- GOLD ANODIZED BODY MOLDING (on Single Color Country Sedans and Del Rio Ranch Wagon)
- HEATER, RECIRCULATING AND DEFROSTER
- LIFEGUARD JR. REAR DOOR LOCKS
- LOCKING GAS CAP
- LUGGAGE RACK, STRAP-KIT (for temporary installation)
- SEAT COVERS
- SHAVES, AUTO-HOME ELECTRIC
- TISSUE DISPENSER
- VENTILATED SEAT CUSHIONS

## Set your family TWO-FORD FREE


Two-Ford families get twice the work done . . . and get *two* fine cars for the price of one. Here are 16 perfect partners for your Ford Station Wagon. There are 2-doors, 4-doors, hardtops and sedans. In this big selection, you'll find just the right *second* Ford for your needs and budget.



FAIRLANE 500 SKYLINER



FAIRLANE 500 CLUB SEDAN



THUNDERBIRD



FAIRLANE 500 TOWN VICTORIA



FAIRLANE CLUB VICTORIA



CUSTOM 300 TUDOR SEDAN



FAIRLANE 500 CLUB VICTORIA



FAIRLANE TOWN VICTORIA



CUSTOM 300 FORDOR SEDAN



FAIRLANE 500 SUNLINER



FAIRLANE TOWN SEDAN



CUSTOM FORDOR SEDAN



FAIRLANE 500 TOWN SEDAN




FAIRLANE CLUB SEDAN



CUSTOM TUDOR SEDAN



CUSTOM BUSINESS SEDAN



Del Rio Ranch Wagon shown in Colonial White and Bali Bronze


There's nothing newer in the world!

# 58 FORD STATION WAGONS

58 FORD STATION WAGONS

There's nothing newer in the world!

Bel Rio Ranch Wagon shown in Colonial White and Bull Bronze



There's nothing newer in the world!

58 FORD STATION WAGONS

Proved and  
approved around  
the world

