


Introducing the fiery new

Fury
by PLYMOUTH

For the man who really loves cars!





AT LAST! SUPREME PERFORMANCE AND LUXURY! A CAR OF CARS! THE FIERY NEW FURY BY PLYMOUTH!

The new Fury is unique among sports cars.

This study in steel is compounded of fire and fashion, of air and dare, of lion and lamb. It is long, low and lean; eager and obedient; fleet and flirtatious.

But, in addition, this is a true *luxury* car. You know this instantly when you open the door upon its royally tailored brown-on-brown

interior. Marvelously, you find abundant roominess for six people.

As to performance, the fiery new 290-hp Fury V-800 engine with 8-barrel carburetion supplies you with boundless power and acceleration. You shoot up the steepest inclines as if coasting.



And the Fury ranks with even the costliest American and foreign sports cars in handling ease. There's no dip or sway when you swing

around a corner, no nose dive when you must "jam on" the brakes.

Plymouth's remarkable Fury also boasts the gentlest ride of all—Torsion-Aire, with a completely new kind of torsion-bar suspension.

This is a car of imperishable beauty, incomparable performance. To drive it is a memorable event. To *own* this car of cars is an experience reserved for few men.

EXTERIOR STYLING HIGHLIGHTS include textured gold anodized aluminum side trim, framed in chromium; gold-dipped upper grill bars; special wheel covers with eight depressed circles around conical surface, recessed areas painted transparent gold. Predominant body color is Egg-shell. The height of the Fury is only 53 ½ inches.



INTERIOR STYLING HIGHLIGHTS include custom instrument panel cluster, two-tone steering wheel, special chromium garnish moldings, specially designed trim panels. Interior is tastefully finished in harmonious browns. Notched-back foam-rubber seats are tailored in tan vinyl and cloth. Matching carpeting completes the ensemble.

FURY ENGINEERING DESCRIPTIONS

CHASSIS: Arc-welded double-channel box-section side rails. Five sturdy cross members. Special 14 x 6K wide-rim Safety-Rim wheels. Hydraulic 11-inch Total-Contact Brakes with Cyclebond lining. Internal expanding drum. Self-centering shoe action. Two cylinders at each front wheel, one at each rear. 184 sq. in. lining area. External contracting parking brake with manual transmission. Internal expanding parking brake with TorqueFlite transmission. **TIRES:** Special 8.00 x 14 Nylon blackwall tires. 8.00 x 14 Nylon whitewall tires optional. **TRANSMISSIONS AND DRIVE TRAIN:** Synchro-Silent manual 3-speed transmission standard. TorqueFlite fully automatic 3-speed Push-Button transmission with torque converter optional. Hotchkiss drive through rear springs. Hypoid rear axle. **STANDARD REAR AXLE RATIOS:** 3-speed manual—3.54:1. TorqueFlite—3.36:1. Other ratios available. **ELECTRICAL SYSTEM:** Heavy-duty 12-volt battery. High-capacity 30-ampere generator with automatic voltage and current control. Ignition key starter switch. Lighting circuit protected with circuit breaker. Permanent plastic-coated wiring throughout. Special high-performance resistor-type spark plugs. Automatic mechanical and vacuum spark control. New splash-proof dual-breaker distributor. Back-up lights, variable-speed electric windshield wipers, windshield washer, sweep-second self-regulating watch, and dual dome lights all standard equipment. **SUSPENSION:** Front: Combined heavy-duty torsion-bar springs and ball joints. Lower unsprung weight. Dip-control upper arms. Wide-angle strut-supported lower control arms. 100% rubber isolation. New heavy-duty Oriflow shock absorbers. Rear: Heavy-duty 2½-in. outboard-mounted springs. Heavy-duty Oriflow shock absorbers. 100% rubber isolation. **FUEL SYSTEM:** New design 8-barrel carburetion system, with direct fuel flow to each cylinder and separate idle air bleed inlets. Matching intake manifold. Special fuel pump. Two special offset design dry paper replaceable element air cleaners. Dual filtration includes new woven plastic fuel filter in gas tank and new extra-fine ceramic filter at carburetor. Fuel capacity 20 gallons. New automatic choke. **BODY CONSTRUCTION:** All-steel welded, completely rust-proofed and insulated Safety Body. Channeled and ribbed floor pan. Box-section reinforcements

around window and door openings. Baked enamel finish. **STEERING:** Worm and ball bearing roller-type gear. Symmetric idler arm linkage for maximum control. Rubber-isolated pivots. Ball-joint steering knuckles for easy handling. Overall steering ratio 26.8:1. Ratio with Power Steering 19.8:1. **FURY V-800 ENGINE:** Advanced design eight-cylinder V-type. Horsepower 290 at 5400 RPM. Torque 325 at 4000 RPM. Compression ratio 9.25:1. Bore 3.91 inches. Stroke 3.31 in. Piston displacement 318 cubic inches. Overhead valves. Adjustable valve tappets. High-load valve springs. Pistons especially designed for high-compression ratio. Special high-performance camshaft. New spool-type rubber shear engine mounts. Vibration damper. Rotary-type oil pump. Shunt-type oil filter. Oil capacity 5 quarts. Full pressure lubrication to all crankshaft, camshaft and connecting rod bearings and to valve rocker arms and tappets. Special low-restriction dual exhaust system. **COOLING SYSTEM:** Coolant capacity without heater 19 quarts; with heater 20 quarts. High-pressure (14 psi) system. Four-blade wing-tipped fan. Full-length water jacketing. Ball bearing water pump with permanent seal.

STANDARD EQUIPMENT INCLUDES—

8-barrel carburetion system • dual exhaust system • heavy-duty Torsion-Aire suspension • bumper wing guards, front and rear • special two-tone steering wheel • directional turn signals • back-up lights • variable-speed electric windshield wipers • chrome drip moulding • windshield washer • dual outside rear-view mirrors • built-in front arm rests • safety padding for instrument panel • safety-padded visors • foam-rubber padded seats and seatbacks • sweep-second self-regulating watch • 8.00 x 14 Nylon tires

OPTIONAL EQUIPMENT INCLUDES—


TorqueFlite fully automatic 3-speed Push-Button transmission • Full-Time Power Steering • power brakes • power seat • power windows • safety seat belts • air conditioning • heaters • radios • and most other items available on regular Plymouth models

The policy of Plymouth Division of Chrysler Corporation is one of continual improvement in design and manufacture wherever possible to assure a still finer car. Hence, specifications, equipment and prices are subject to change without notice.

DIMENSIONS

Wheelbase	118.0 in.	Front shoulder room ..	61.0 in.
Height	53.5 in.	Rear shoulder room ..	60.5 in.
Over-all length	206.0 in.	Front legroom	45.7 in.
Over-all width	79.4 in.	Rear legroom	36.5 in.
Front hiproom	63.0 in.	Front headroom	34.1 in.
Rear hiproom	56.0 in.	Rear headroom	34.0 in.
Shipping weight (est.) 3625 lbs.			


Fury by PLYMOUTH



NEW 290-HP FURY V-800 ENGINE

*with 8-barrel carburetion—
a barrel for each cylinder!*

The Fury's new 8-barrel carburetion system delivers fuel *directly* to each of the eight cylinders. Efficient design squeezes the last particle of power out of every drop of gasoline, producing a tremendous new high in power, brilliant acceleration and remarkable fuel economy!



SHOW FOLDER

FURY ENGINEERING DESCRIPTIONS

CHASSIS: Arc-welded double-channel box-section side rails. Five sturdy cross members. Special 14 x 6K wide-rim Safety-Rim wheels. Hydraulic 11-inch Total-Contact Brakes with Cyclebond lining. Internal expanding drum. Self-centering shoe action. Two cylinders at each front wheel, one at each rear. 184 sq. in. lining area. External contracting parking brake with manual transmission. Internal expanding parking brake with TorqueFlite transmission. **TIRES:** Special 8:00 x 14 Nylon blackwall tires. 8:00 x 14 Nylon whitewall tires optional. **TRANSMISSIONS AND DRIVE TRAIN:** Synchro-Silent manual 3-speed transmission standard. TorqueFlite fully automatic 3-speed Push-Button transmission with torque converter optional. Hotchkiss drive through rear springs. Hypoid rear axle. **STANDARD REAR AXLE RATIOS:** 3-speed manual—3.54:1. TorqueFlite—3.36:1. Other ratios available. **ELECTRICAL SYSTEM:** Heavy-duty 12-volt battery. High-capacity 30-ampere generator with automatic voltage and current control. Ignition key starter switch. Lighting circuit protected with circuit breaker. Permanent plastic-coated wiring throughout. Special high-performance resistor-type spark plugs. Automatic mechanical and vacuum spark control. New splash-proof dual-breaker distributor. Back-up lights, variable-speed electric windshield wipers, windshield washer, sweep-second self-regulating watch, and dual dome lights all standard equipment. **SUSPENSION:** Front: Combined heavy-duty torsion-bar springs and ball joints. Lower unsprung weight. Dip-control upper arms. Wide-angle strut-supported lower control arms. 100% rubber isolation. New heavy-duty Oriflow shock absorbers. Rear: Heavy-duty 2½-in. outboard-mounted springs. Heavy-duty Oriflow shock absorbers. 100% rubber isolation. **FUEL SYSTEM:** New design 8-barrel carburetion system, with direct fuel flow to each cylinder and separate idle air bleed inlets. Matching intake manifold. Special fuel pump. Two special offset design dry paper replaceable element air cleaners. Dual filtration includes new woven plastic fuel filter in gas tank and new extra-fine ceramic filter at carburetor. Fuel capacity 20 gallons. New automatic choke. **BODY CONSTRUCTION:** All-steel welded, completely rust-proofed and insulated Safety Body. Channeled and ribbed floor pan. Box-section reinforcements

around window and door openings. Baked enamel finish. **STEERING:** Worm and ball bearing roller-type gear. Symmetric idler arm linkage for maximum control. Rubber-isolated pivots. Ball-joint steering knuckles for easy handling. Overall steering ratio 26.8:1. Ratio with Power Steering 19.8:1. **FURY V-800 ENGINE:** Advanced design eight-cylinder V-type. Horsepower 290 at 5400 RPM. Torque 325 at 4000 RPM. Compression ratio 9.25:1. Bore 3.91 inches. Stroke 3.31 in. Piston displacement 318 cubic inches. Overhead valves. Adjustable valve tappets. High-load valve springs. Pistons especially designed for high-compression ratio. Special high-performance camshaft. New spool-type rubber shear engine mounts. Vibration damper. Rotary-type oil pump. Shunt-type oil filter. Oil capacity 5 quarts. Full pressure lubrication to all crankshaft, camshaft and connecting rod bearings and to valve rocker arms and tappets. Special low-restriction dual exhaust system. **COOLING SYSTEM:** Coolant capacity without heater 19 quarts; with heater 20 quarts. High-pressure (14 psi) system. Four-blade wing-tipped fan. Full-length water jacketing. Ball bearing water pump with permanent seal.

DIMENSIONS

Wheelbase.....	118.0 in.	Front shoulder room.....	61.0 in.
Height.....	53.5 in.	Rear shoulder room.....	60.5 in.
Over-all length.....	206.0 in.	Front legroom.....	45.7 in.
Over-all width.....	79.4 in.	Rear legroom.....	36.5 in.
Front hiproom.....	63.0 in.	Front headroom.....	34.1 in.
Rear hiproom.....	56.0 in.	Rear headroom.....	34.0 in.
Shipping weight (est.) 3625 lbs.			

STANDARD EQUIPMENT INCLUDES—


8-barrel carburetion system • dual exhaust system • heavy-duty Torsion-Aire suspension • bumper wing guards, front and rear • special two-tone steering wheel • directional turn signals • back-up lights • variable-speed electric windshield wipers • chrome drip moulding • windshield washer • dual outside rear-view mirrors • built-in front arm rests • safety padding for instrument panel • safety-padded visors • foam-rubber padded seats and seatbacks • sweep-second self-regulating watch • 8:00 x 14 Nylon tires

OPTIONAL EQUIPMENT INCLUDES—

TorqueFlite fully automatic 3-speed Push-Button transmission • Full-Time Power Steering • power brakes • power seat • power windows • safety seat belts • air conditioning • heaters • radios • and most other items available on regular Plymouth models

The policy of Plymouth Division of Chrysler Corporation is one of continual improvement in design and manufacture wherever possible to assure a still finer car. Hence, specifications, equipment and prices are subject to change without notice.


Fury by PLYMOUTH



NEW 290-HP FURY V-800 ENGINE

with 8-barrel carburetion—
a barrel for each cylinder!

The Fury's new 8-barrel carburetion system delivers fuel *directly* to each of the eight cylinders. Efficient design squeezes the last particle of power out of every drop of gasoline, producing a tremendous new high in power, brilliant acceleration and remarkable fuel economy!



SHOW FOLDER

Introducing the fiery new

Fury

by PLYMOUTH



For the man who really loves cars!